

TATA MOTORS
Connecting Aspirations

TATA

**AB SABKE SAPNEY
POORE HONGEY**

TATA ACE GOLD **PETROL CX**

Sirf
₹ 3.97
Lakh mein 



23 
HAPPY CUSTOMERS

MUNAFI PRATI MAAH
₹ 25 000* SE BHI ZYAADA

TOLL-FREE | 18 00 20 97 979
www.ace.tatamotors.com

*Terms and Conditions apply.



THE BEST ENTRY LEVEL MINI TRUCK FOR FIRST TIME USERS

The TATA Ace Gold Petrol CX is ready to drive the aspirations of millions of Indian entrepreneurs. The attractive price point of ₹3.97 L will make the acquisition easier for First Time Users to start their business by helping them boost their business, delivering low operating expense and highest earning capacity in its class. TATA Ace Gold Petrol CX is set to make everyone's dream true.

TATA ACE has been the first choice of over 23 lakh first-time entrepreneurs for over 16 years.

High Resale Value

Profit ₹25 000/ month onwards*



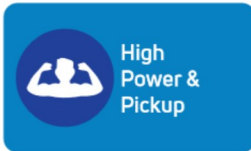
Also available in Diesel and CNG variants

*Terms and Conditions apply.

TATA ACE GOLD PETROL CX


GET YOUR KEY TO SUCCESS AT AFFORDABLE COST

TATA Ace Gold Petrol CX is powered with BS6 technology to drive performance and profits with ease.



High Power & Pickup

High Power: 18.38 kW for higher speed
High Pickup: 55 Nm for faster trips
High Gradeability: 29% to negotiate flyovers and gradients




High Mileage



Gear Shift Advisor



Eco Switch (Petrol Model)



High Convenience



Instrument Cluster



USB Charger




High Payload

High Payload
Leaf Spring Suspension
Heavy Duty Chassis



Low Maintenance

Simple Engine
Long Service Intervals
2 Years / 72 000 km Warranty



High Profits

Low Price
High Load Carrying Capacity
Low Maintenance
High Profits

Complete range of services for complete peace of mind



*Standard warranty, terms and conditions apply.



TECHNICAL SPECIFICATIONS

MODEL	Ace Gold Petrol CX BS6
Engine	2-cylinder 694 cc NA multi-point fuel injection petrol engine
Max. Power	18.38kW @ 4 000 r/min.
Max. Torque	55 Nm @ 2 000 - 3 000 r/min.
Max. Gradeability	29%
Gearbox	GBS65 4/6.31
Clutch	Single plate dry friction diaphragm type
Steering	Mechanical variable ratio (23.1 to 28.9:1) Variable, 380 mm Dia
Brakes	Front - Disc brakes; Rear - Drum brakes
Suspension Front	Parabolic leaf spring
Suspension Rear	Semi - Elliptical leaf spring
Tyres	145R12 LT 8PR Radial
Fuel Tank Capacity	26 l
DIMENSIONS (mm)	
Length	3 800
Width	1 500
Wheelbase	2 100
Ground Clearance	160
Cargo Box Type	Low deck and Flat bed
Cargo Box Dimensions	2 200 X 1 490 X 300
Min. TCR	4 300
Max. GVW	1 510

*Standard terms & conditions apply.

Load Body Options



Cabin Load Body



Flat Bed



Cabin Chassis



23 LAKH
BHARTIYON KI
MAANG



TOLL-FREE | 18 00 20 97 979

BOOK NOW AT
<https://bookonline.tatamotors.com/cv/#/home>